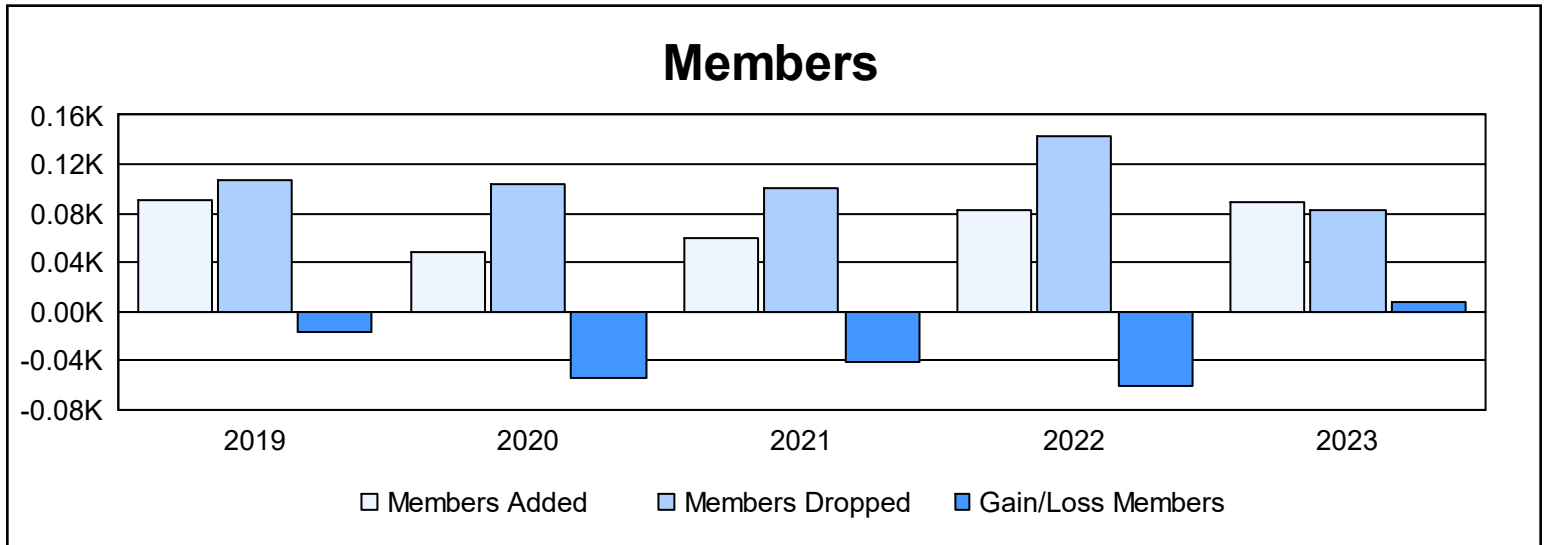
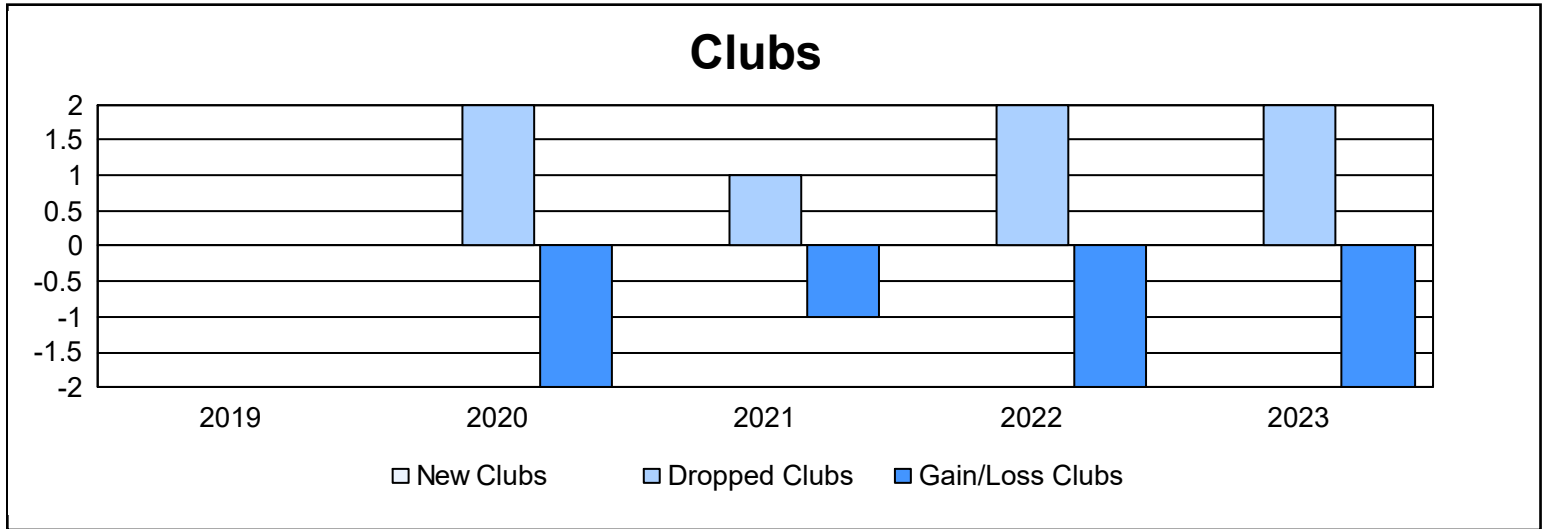
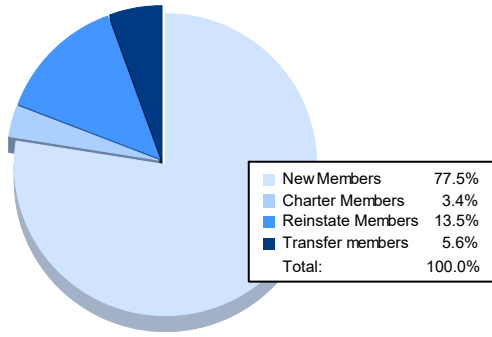


| Year | New Clubs | Dropped Clubs | Gain/ Loss Clubs | New Members | Charter Members | Reinstate Members | Transfer Members | Total Member Added | Total Members Dropped | Gain/ Loss Members |
|----------------|-----------|---------------|------------------|-------------|-----------------|-------------------|------------------|--------------------|-----------------------|--------------------|
| 2018-2019 | 0 | 0 | 0 | 74 | 1 | 11 | 5 | 91 | 107 | -16 |
| 2019-2020 | 0 | 2 | -2 | 42 | 0 | 3 | 3 | 48 | 103 | -55 |
| 2020-2021 | 0 | 1 | -1 | 54 | 0 | 6 | 0 | 60 | 101 | -41 |
| 2021-2022 | 0 | 2 | -2 | 52 | 0 | 3 | 28 | 83 | 143 | -60 |
| 2022-2023 | 0 | 2 | -2 | 69 | 3 | 12 | 5 | 89 | 82 | 7 |
| Average | 0 | 1 | -1 | 58 | 1 | 7 | 8 | 74 | 107 | -33 |



Membership Composition June 2023 Cumulative



Gender Composition June 2023 Cumulative

